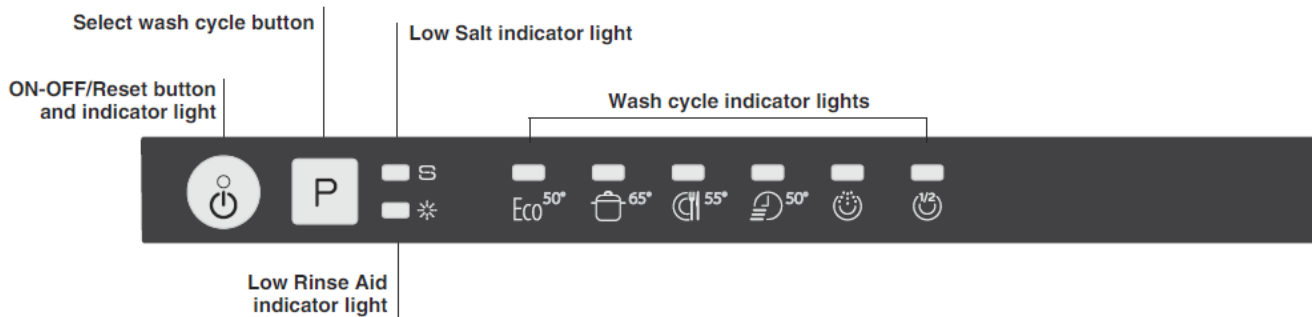







Operating Instructions – Dishwasher Whirlpool ADG211

Control Panel

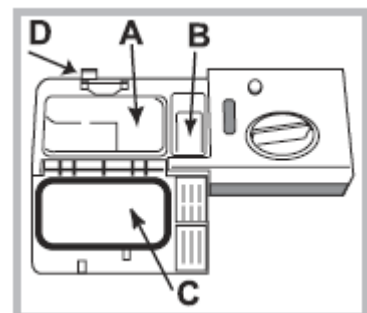


Wash cycles

| Wash cycle | Wash cycle which include drying | Options | Approximate duration of wash cycles h:min. | Water consumption (l/cycle) | Energy consumption (KWh/cycle) |
|--|---------------------------------|---------|--|-----------------------------|--------------------------------|
| 1. Eco | Yes | No | 03:00 | 10 | 0,83 |
| 2. Intensive  | Yes | No | 02:30 | 14 | 1,3 |
| 3. Daily  | No | No | 02:00 | 13,5 | 1,1 |
| 4. Rapid  | No | No | 00:40 | 9 | 0,8 |
| 5. PreWash  | No | No | 00:10 | 4,0 | 0,01 |
| 6. Half Load  | Yes | No | 01:20 | 10,5 | 0,95 |

Washing detergent

Open the detergent dispenser using button D. Insert the dishwasher tablet into compartment A and close the cover C. The detergent dispenser opens at the right time according to the wash cycle.



Starting the dishwasher

1. Open the door and press the ON/OFF button.
2. Measure out the detergent.
3. Load the racks
4. Select the wash cycle, using the above table as a guide, by pressing the **P** button.

5. Start the wash cycle by shutting the door.
6. The end of the wash cycle is indicated by beeps and by the flashing of the indicator light of the selected wash cycle. Open the door, switch off the appliance by pressing the ON/OFF button.
7. Wait a few minutes before removing the crockery in order to avoid burns.

Changing a wash cycle in progress

To change the wash cycle open the door, taking care to avoid the escaping steam, and press and hold for ON/OFF button, the machine will switch off. Switch the machine back on using the ON/OFF button and select the new wash cycle and any options desired, start the cycle by closing the door.

Adding extra crockery

Without switching off the machine, open the door, taking care to avoid the escaping steam, and place the crockery inside the dishwasher. Close the door, the cycle starts from the point at which it was interrupted.

Accidental interruptions

If the door is opened during the wash cycle or there is a power cut, the cycle stops. It starts again from the point at which it was interrupted once the door has been shut or the electricity supply restored.